


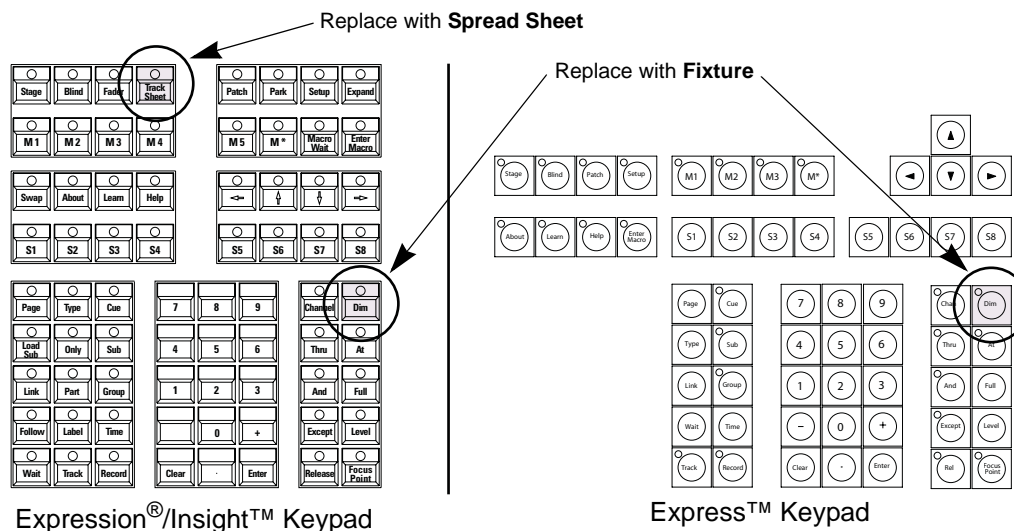
# ETC® Setup Guide

## Emphasis™ v1.8.0 Key Cap Replacement



This setup guide provides instructions for installing new key cap labels or key caps on your Emphasis Facepanel.

In Emphasis v1.8.0, the **[Dimmer]** hardkey is replaced with a new **[Fixture]** label or key cap. Commands related to dimmers and dimmer checks now all appear on the same page of softkeys. The **[Track Sheet]** hardkey on Expression and Insight facepanels is replaced with a **[Spread Sheet]** label - pressing **[Spread Sheet]** once gets you into the cue spreadsheet display.




### Replace labels on Expression/Insight facepanels:

- Step 1: Clean the surface of the existing label with a cotton swab dipped in some rubbing alcohol. Allow the surface to dry completely.
- Step 2: Remove the paper backing from the new label and align it on the key cap. Press the label into place. Alternatively, if your facepanel is used both with Emphasis and as a stand-alone (v3.1) console, you can place the new label above or to the side of the existing key.

### Replace key caps on Express facepanels:

- Step 1: Using a small, flat-bladed screwdriver, gently pry the key cap off the button at the right side of the key cap.
- Step 2: Use the screwdriver on the left side of the key cap to gently loosen and remove it from the facepanel.
- Step 3: Check that the LED is not bent to one side. Gently straighten the LED if it has become bent.
- Step 4: Align the replacement cap with the button and press down gently to set the key cap fully.



Americas ■ 3031 Pleasant View Road, P.O. Box 620979, Middleton, Wisconsin 53562-0979 USA ■ Tel: +1 608 831 4116 ■ 800 688 4116 ■ Fax: +1 608 836 1736 ■ 800 555 8912  
 Europe ■ Unit 5, Victoria Industrial Estate, Victoria Road, London W3 6UU, UK ■ Tel: +44 (0)20 8896 1000 ■ Fax: +44 (0)20 8896 2000  
 Asia ■ Room 605-606, Tower III Enterprise Square, 9 Sheung Yuet Road, Kowloon Bay, Kowloon, Hong Kong ■ Tel: +852 2799 1220 ■ Fax: +852 2799 9325  
 Web: [www.etconnect.com](http://www.etconnect.com) ■ Email: (US) [mail@etconnect.com](mailto:mail@etconnect.com) ■ (UK) [mail@etceurope.com](mailto:mail@etceurope.com) ■ (Asia) [mail@etcasia.com](mailto:mail@etcasia.com)  
 Service: [service@etconnect.com](mailto:service@etconnect.com) ■ Toll free: 800 775 4382 ■ Comments about this document: [techcomm@etconnect.com](mailto:techcomm@etconnect.com)

© 4231M2200 ■ Rev A ■ Released 05/2004 Copyright © 2004 Electronic Theatre Controls, Inc. All Rights Reserved. Product information and specifications subject to change.